


As in Level 1, the first time no one can find a bug that matches, place a stink bug on the board. Now put the die away for the rest of the game. Open your eyes really big and continue taking turns spinning the spinner and finding only matching big eyes or little eyes. Keep taking turns until either all the bugs are under the board or 3 stink bugs are on top of the board.

MATCH 2!



How to play Level 3 challenge! No die is needed in Level 3. On your turn, spin the spinner and then find 2 attributes that match 2 rings indicated on the spinner. In this example, the player would look for a bug that has any 2 of these attributes: yellow, 1 spot (of any shape), circle (of any number), or big eyes.



As in Levels 1 and 2, when you find a matching bug, pick it up and slip it under the board. The first time no one can find a matching bug, place a stink bug on the board and look only at the eyes. Keep taking turns until either all the bugs are under the board or 3 stink bugs are on top of the board.

Lose a piece?

Contact us for free replacement of lost or broken pieces!
peaceablekingdom.com
 877-444-5195

Illustrations © 2011 Ingela Peterson Arrhenius.
 Game by Peggy Brown Creative Consulting, LLC

Peaceable Kingdom
 Berkeley, CA 94710
peaceablekingdom.com
 © 2012 Peaceable Kingdom

WARNING:
CHOKING HAZARD—Small parts.
 Not for children under 3 years.



SnUG as a BuG in a RuG!

Ages 3+ • 2-4 players
 15 minutes



Watch a quick video about Snug as a Bug in a Rug! at peaceablekingdom.com or on our YouTube channel.

Includes



SnUG as a BuG in a RuG!™ is a great way for young kids to learn colors, numbers, shapes, counting, and the concepts of big and little. In addition, children practice rolling a die, spinning a spinner, and taking turns. The game has three levels of play. As a child grows, she moves to the next level of play, adding complexity at each level. In addition, children of different ages can play together, each at his own level of challenge.

SnUG as a BuG in a RuG!™ is a cooperative game, which means the players work together as a team against the game, not against each other. Cooperative games build community among the players. Kids learn to play together in a respectful and compassionate way. Peaceable Kingdom's cooperative games build confidence, encourage inclusion, and increase positive self-esteem, helping kids develop valuable life skills today so they can play well in the world tomorrow.



Instructions



The object, game end, and set up are the same for all 3 levels of play. Before playing the first time, pop out all the bugs.

OBJECT

All the colorful bugs love to play under the rug! Help all of the bugs get snug under the rug before the 3 stink bugs stink up the place! In other words, the object of the game is to get all the colorful bugs under the board before the 3 stink bugs are on top of the board.

If all of the colorful bugs are under the board before 3 stink bugs are sitting on top, you win! If 3 stink bugs are on top of the board and there are still colorful bugs on the board, you lose.

GAME END

SET UP

Unfold the board. Place all of the colorful bugs randomly on the board. Place the 3 stink bugs and the die off to the side.

FOCUS ON 1!



How to play Roll the die once and then put it aside for the rest of the game. Whatever the die indicates will be the attribute that will be matched by all players during the game. For example, let's say the die indicates COLOR.





All players will be making color matches throughout the game.

Players take turns. On your turn, spin the spinner and then find a bug that matches the color the spinner indicates. When you find one, pick it up and slip it completely under the board. If you can't find a bug of that color and want some help, ask the other players to help you. This is a cooperative game and cooperating is part of the fun! It is now the next player's turn. The next player spins, finds a bug of the

indicated color, and slips that bug under the board. Continue taking turns and matching bugs until the first time no one can find a bug of a matching color.



When this happens, place a stink bug on the board. Uh oh, hold your nose, it's starting to get a bit stinky in here! At this point, all players STOP looking for color matches.

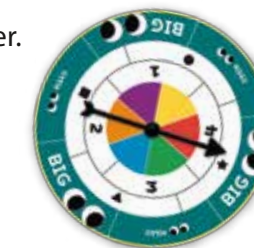
From now on, you'll look only at the eyes. Continue to take turns spinning the spinner and looking for bugs with either big eyes  or little eyes  depending on where the spinner stops. If you cannot find a bug with the right-size eyes, place another stink bug on top of the board.

Keep taking turns until either all the colorful bugs are under the board or 3 stink bugs are on top of the board.



ROLL AND SPIN!

How to play In Level 2, the die is rolled on every turn. On your turn, roll the die. Notice the attribute indicated. Then spin the spinner and look at the ring on the spinner that matches the attribute of the die. For example, if you rolled NUMBER, look at the number indicated on the spinner.



4 shapes make a match!



Now find a bug that has the same number of shapes as the number on the spinner ring. Pick it up and slip it under the rug. It is now the next player's turn. Roll the die, spin the spinner, find a matching bug and slip it under the board.

Continued...